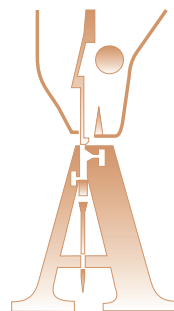





PELLETTERIA LEATHER GOODS

Bordatori	<i>Binders</i>
Tracolle	<i>Shoulders</i>
Filettatori	<i>Piping attach.</i>
Ribattitori	<i>Lap seam folders</i>
Orlatori	<i>Hemmers</i>
Guide Varie	<i>Guides</i>
Guide Lampo	<i>Zipper guides</i>
Apparecchi	<i>Attachments</i>
Ricambi	<i>Spare parts</i>
Accessori	<i>Accessories</i>



Anichini S.r.l.

Via Dei Gelsi, 28 50041 Calenzano (FI) (Italia)
tel. 055 419845 - 882271 cell. 366 9296324 mail @anichinisl.it



INDICE PER CODICI - CODES INDEX

CODICE CODE	DESCRIZIONE DESCRIPTION	PAGINA PAGE	CODICE CODE	DESCRIZIONE DESCRIPTION	PAGINA PAGE
15803	PORTA APPARECCHI - ATTACHMENTS HOLDER	P27	15893	ORLATORE - HEMMER	P16
15804	PORTA APPARECCHI - ATTACHMENTS HOLDER	P27	15894	RIBATTITORE - LAP SEAM FOLDER	P15
15805	PORTA APPARECCHI - ATTACHMENTS HOLDER	P27	15896	RIBATTITORE - LAP SEAM FOLDER	P15
15810	PORTA APPARECCHI - ATTACHMENTS HOLDER	P27	15897	ORLATORE - HEMMER	P17
15811	PORTA APPARECCHI - ATTACHMENTS HOLDER	P27	15898	RIBATTITORE - LAP SEAM FOLDER	P15
15812	PORTA APPARECCHI - ATTACHMENTS HOLDER	P27	15900	RIBATTITORE - LAP SEAM FOLDER	P15
15813	PORTA APPARECCHI - ATTACHMENTS HOLDER	P27	15902	RIBATTITORE - LAP SEAM FOLDER	P16
15814	PORTA APPARECCHI - ATTACHMENTS HOLDER	P27	15920	GUIDA DRITTA - STRAIGHT GUIDE	P18
15815/1	PORTA APPARECCHI - ATTACHMENTS HOLDER	P27	15925	GUIDA NASTRI - RIBBON GUIDE	P19
15815/2	PORTA APPARECCHI - ATTACHMENTS HOLDER	P27	15927	GUIDA NASTRI - RIBBON GUIDE	P19
15816	PORTA APPARECCHI - ATTACHMENTS HOLDER	P27	15932	GUIDA NASTRI - RIBBON GUIDE	P18
15817	PORTA APPARECCHI - ATTACHMENTS HOLDER	P27	15935	GUIDA APERTA - OPEN GUIDE	P20
15820/1	GUIDA DRITTA - STRAIGHT GUIDE	P27	15940	GUIDA LAMPO - ZIPPER GUIDE	P21
15820/2	GUIDA CON RULLO ø14 - GUIDE WITH ROLLER ø14	P27	15950	GUIDA LAMPO - ZIPPER GUIDE	P22
15820/3	GUIDA CON RULLO ø8 - GUIDE WITH ROLLER ø8	P27	15952	GUIDA LAMPO - ZIPPER GUIDE	P22
15820/4	BOTTONE MASCHIO - ATTACHMENTS NUT	P27	15953	GUIDA LAMPO - ZIPPER GUIDE	P23
15820/5	BOTTONE M5 - ATTACHMENTS NUT M5	P27	15960	GUIDA LAMPO - ZIPPER GUIDE	P21
15820/6	BOTTONE M6 - ATTACHMENTS NUT M6	P27	15962	GUIDA LAMPO - ZIPPER GUIDE	P24
15825	BLOCCHETTO - PIN BLOCK	P27	15963	GUIDA LAMPO - ZIPPER GUIDE	P25
15825/2	BLOCCHETTO - PIN BLOCK	P27	15965	GUIDA LAMPO - ZIPPER GUIDE	P25
15835	BORDATORE - BINDER	P1	15966	GUIDA LAMPO - ZIPPER GUIDE	P24
15837	BORDATORE - BINDER	P1	15967	GUIDA LAMPO - ZIPPER GUIDE	P26
15839	BORDATORE - BINDER	P4	15968	GUIDA LAMPO - ZIPPER GUIDE	P26
15850	BORDATORE - BINDER	P2	6764/GB	GUIDA RIBALTABILE - OVERTURING GUIDE	P28
15852	BORDATORE - BINDER	P2	6764/NM	GUIDA RIBALTABILE - OVERTURING GUIDE	P28
15860	BORDATORE - BINDER	P3	F34000	BORDATORE - BINDER	P4
15862	BORDATORE - BINDER	P3	F34001	BORDATORE - BINDER	P5
15870	TRACOLLA - SHOULDER	P8	F34002	BORDATORE - BINDER	P5
15872	TRACOLLA - SHOULDER	P8	S99	BORDATORE - BINDER	P6-P7
15874	TRACOLLA - SHOULDER	P11	SP/123L	GUIDA RIBALTABILE - OVERTURING GUIDE	P28
15876	TRACOLLA - SHOULDER	P9	SP/124	GUIDA RIBALTABILE - OVERTURING GUIDE	P28
15877	TRACOLLA - SHOULDER	P10	SP/126	GUIDA RIBALTABILE - OVERTURING GUIDE	P28
15879	TRACOLLA - SHOULDER	P10	SP/127	GUIDA RIBALTABILE - OVERTURING GUIDE	P28
15880	TRACOLLA - SHOULDER	P9	SP/127-669	GUIDA RIBALTABILE - OVERTURING GUIDE	P28
15881	TRACOLLA - SHOULDER	P13	SP/129	GUIDA RIBALTABILE - OVERTURING GUIDE	P28
15882	TRACOLLA - SHOULDER	P11	SP/130	GUIDA RIBALTABILE - OVERTURING GUIDE	P28
15883	TRACOLLA - SHOULDER	P13	SP/130-669	GUIDA RIBALTABILE - OVERTURING GUIDE	P28
15884	FILETTATORE - PIPING ATTACHMENT	P14	SP/130-1342	GUIDA RIBALTABILE - OVERTURING GUIDE	P28
15886	FILETTATORE - PIPING ATTACHMENT	P14	SP/132	GUIDA RIBALTABILE - OVERTURING GUIDE	P28
15890	TRACOLLA - SHOULDER	P12	SP/367D	GUIDA RIBALTABILE - OVERTURING GUIDE	P28
15891	TRACOLLA - SHOULDER	P12			

INDICE ALFABETICO - ALPHABETIC INDEX

ITALIANO

DESCRIZIONE	PAGINA
ASSEMBLAGGI	P29-P36
BORDATORI	P1-P7
FILETTATORI	P14
GUIDE LAMPO	P21-P26
GUIDE RIBALTABILI	P28
GUIDE VARIE	P18-P20
PORTA APPARECCHI	P27
RIBATTITORI-ORLATORI	P15-P17
TRACOLLE	P8-P13







ENGLISH

DESCRIPTION	PAGE
ASSEMBLIES	P29-P36
ATTACHMENTS HOLDERS	P27
BINDERS	P1-P7
LAP SEAM FOLDERS-HEMMERS	P15-P17
OVERTURNING GUIDES	P28
PIPING ATTACHMENTS	P14
SHOULDERS	P8-P13
VARIOUS ATTACHMENTS	P18-P20
ZIPPER GUIDES	P21-P26













**ESEMPI DI LAVORAZIONE CHE SI POSSONO OTTENERE
CON GLI APPARECCHI ILLUSTRATI NEL PRESENTE CATALOGO
(WORKING EXAMPLES WHICH CAN BE OBTAINED BY
THE ATTACHMENTS SHOWN ON PRESENT CATALOGUE)**





**BORDATORI
(BINDERS)**

	15835 15837 15839 F34000 S99	Pag. P1 P4 P6 P7
	15850 15852 F34002 S99	Pag. P2 P5 P6 P7
	15860 15862 F34001 S99	Pag. P3 P5 P6 P7
	S99	Pag. P6
	S99	Pag. P6
	S99	Pag. P7






**TRACOLLE
(SHOULDERS)**

	15870	Pag. P8
	15872	Pag. P8
	15880	Pag. P9
	15876	Pag. P9
	15877	Pag. P10
	15879	Pag. P10
	15874	Pag. P11
	15882	Pag. P11
	15890	Pag. P12
	15891	Pag. P12
	15883	Pag. P13
	15881	Pag. P13






**FILETTATORI
(PIPING ATTACHMENTS)**

	15884	Pag. P14
	15886	Pag. P14










**RIBATTITORI-ORLATORI
(LAP SEAM FOLDERS-HEMMERS)**

	15894	Pag. P15
	15900	Pag. P15
	15902	Pag. P16
	15893	Pag. P16
	15897	Pag. P17











**GUIDE VARIE
(VARIOUS ATTACHMENT)**

















	15920	Pag. P18
	15932	Pag. P18
	15925	Pag. P19
	15927	Pag. P19
	15935	Pag. P20

**GUIDE LAMPO
(ZIPPER GUIDES)**

	15940 15966	Pag. P21 P24
	15960 15962	Pag. P21 P24
	15950	Pag. P22
	15952	Pag. P22
	15953	Pag. P23
	15963	Pag. P25
	15965	Pag. P25
	15967	Pag. P26
	15968	Pag. P26

**ASSEMBLAGGI
(ASSEMBLIES)**

	15890+15891	Pag. P29
	15890+15932	Pag. P29
	15871+15932	Pag. P29
	15935+15920	Pag. P30
	15935+15894	Pag. P30
	15935+15837	Pag. P30
	15935+15862	Pag. P30
	15940+15920 15966+15920	Pag. P31 P32
	15940+15894 15966+15894	Pag. P31 P32
	15940+15837 15966+15837	Pag. P31 P32


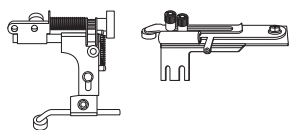
	15940+15862 15966+15862	Pag. P31 P32
	15962+15920	Pag. P33
	15962+15894	Pag. P33
	15962+15837	Pag. P33
	15962+15862	Pag. P33
	15963+15920	Pag. P34
	15963+15894	Pag. P34
	15963+15837	Pag. P34
	15963+15862	Pag. P34
	15965+15920	Pag. P35
	15965+15894	Pag. P35
	15965+15837	Pag. P35
	15965+15862	Pag. P35
	15960+15886	Pag. P36
	15960+15837	Pag. P36
	15950+15837	Pag. P36
	15952+15920	Pag. P36



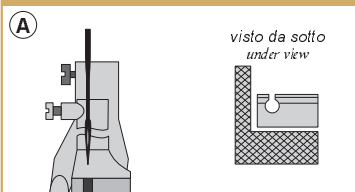
1

Bordatori (Binders)

15835 TVB BORDATORE TAGLIO VIVO SENZA LINGUETTA FRENANTE



PIEDINI CONSIGLIATI - SUGGESTED FEET



Piedini per bordatori - Feet for binders

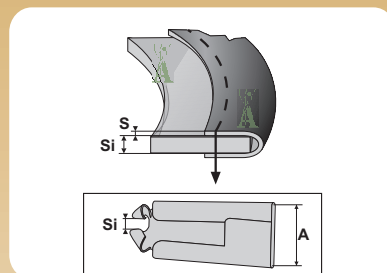
vedi da pag. 180 a pag.182 - see from pag. 180 to pag.182

IN ALTERNATIVA
AS AN ALTERNATIVE




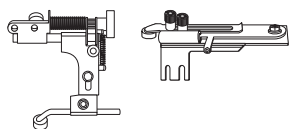
15830/..

SINGLE BINDER WITHOUT TAPE RACK TENSION

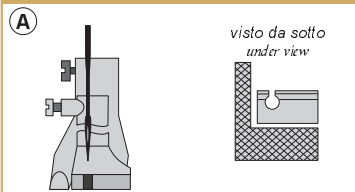


Codice	(A)	(S)	(Si)	Codice	(A)	(S)	(Si)
15835/10	10	0,7	2,0	15835/25	25	1,2	6,0
15835/11	11	0,7	2,5	15835/26	26	1,2	6,0
15835/12	12	0,7	2,5	15835/27	27	1,2	6,0
15835/13	13	0,7	2,5	15835/28	28	1,2	7,0
15835/14	14	0,8	3,0	15835/29	29	1,2	7,0
15835/15	15	0,8	3,0	15835/30	30	1,2	7,0
15835/16	16	0,8	3,5	15835/32	32	1,2	7,0
15835/17	17	0,8	4,0	15835/35	35	1,2	7,0
15835/18	18	0,8	4,0	15835/37	37	1,5	8,0
15835/19	19	0,8	4,0	15835/40	40	1,5	8,0
15835/20	20	0,9	4,5				
15835/21	21	0,9	4,5				
15835/22	22	1,2	5,0				
15835/23	23	1,2	5,0				
15835/24	24	1,2	5,5				

15837 TVBL BORDATORE TAGLIO VIVO CON LINGUETTA FRENANTE




PIEDINI CONSIGLIATI - SUGGESTED FEET



Piedini per bordatori - Feet for binders

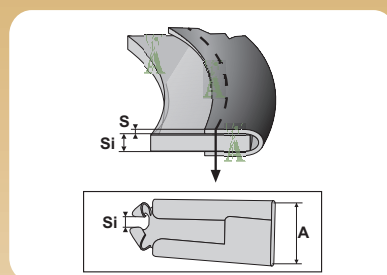
vedi da pag. 180 a pag.182 - see from pag. 180 to pag.182

IN ALTERNATIVA
AS AN ALTERNATIVE



15832/..


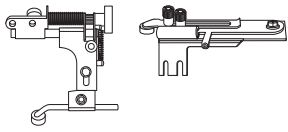
SINGLE BINDER WITH TAPE RACK TENSION



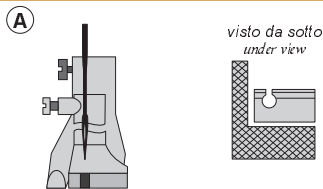
Codice	(A)	(S)	(Si)	Codice	(A)	(S)	(Si)
15837/10	10	0,7	2,0	15837/25	25	1,2	6,0
15837/11	11	0,7	2,5	15837/26	26	1,2	6,0
15837/12	12	0,7	2,5	15837/27	27	1,2	6,0
15837/13	13	0,7	2,5	15837/28	28	1,2	7,0
15837/14	14	0,8	3,0	15837/29	29	1,2	7,0
15837/15	15	0,8	3,0	15837/30	30	1,2	7,0
15837/16	16	0,8	3,5	15837/32	32	1,2	7,0
15837/17	17	0,8	4,0	15837/35	35	1,2	7,0
15837/18	18	0,8	4,0	15837/37	37	1,5	8,0
15837/19	19	0,8	4,0	15837/40	40	1,5	8,0
15837/20	20	0,9	4,5				
15837/21	21	0,9	4,5				
15837/22	22	1,2	5,0				
15837/23	23	1,2	5,0				
15837/24	24	1,2	5,5				

15850 R

BORDATORE DOPPIA PIEGA
SENZA LINGUETTA FRENANTE



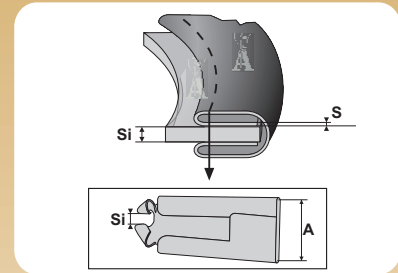
PIEDINI CONSIGLIATI - SUGGESTED FEET



Piedini per bordatori - Feet for binders

vedi da pag. 180 a pag.182 - see from pag. 180 to pag.182


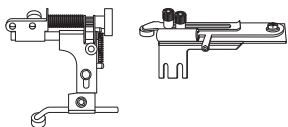
*DOUBLE BINDER
WITHOUT TAPE RACK TENSION*



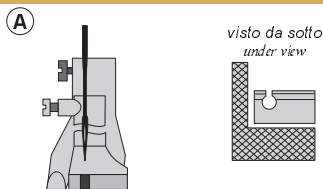
Codice	(A)	(S)	(Si)	Codice	(A)	(S)	(Si)
15850/16	16	0,6	2,0	15850/40	40	1,2	6,0
15850/18	18	0,6	2,5	15850/42	42	1,2	6,0
15850/19	19	0,6	2,5	15850/45	45	1,2	6,0
15850/20	20	0,6	2,5	15850/50	50	1,2	7,0
15850/22	22	0,6	3,0				
15850/23	23	0,7	3,0				
15850/24	24	0,7	3,5				
15850/25	25	0,7	3,5				
15850/26	26	0,7	3,5				
15850/27	27	0,7	4,0				
15850/28	28	0,7	4,0				
15850/30	30	0,8	4,5				
15850/32	32	0,8	4,5				
15850/35	35	0,9	5,0				
15850/37	37	0,9	5,0				

15852 RL

BORDATORE DOPPIA PIEGA
CON LINGUETTA FRENANTE



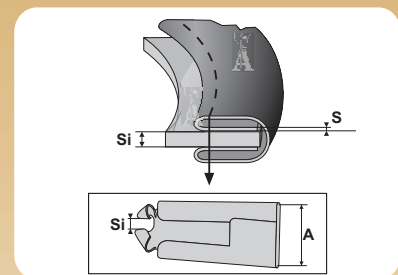
PIEDINI CONSIGLIATI - SUGGESTED FEET



Piedini per bordatori - Feet for binders

vedi da pag. 180 a pag.182 - see from pag. 180 to pag.182

*DOUBLE BINDER
WITH TAPE RACK TENSION*



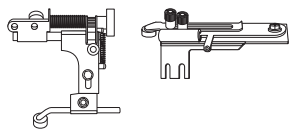
Codice	(A)	(S)	(Si)	Codice	(A)	(S)	(Si)
15852/16	16	0,6	2,0	15852/40	40	1,2	6,0
15852/18	18	0,6	2,5	15852/42	42	1,2	6,0
15852/19	19	0,6	2,5	15852/45	45	1,2	6,0
15852/20	20	0,6	2,5	15852/50	50	1,2	7,0
15852/22	22	0,6	3,0				
15852/23	23	0,7	3,0				
15852/24	24	0,7	3,5				
15852/25	25	0,7	3,5				
15852/26	26	0,7	3,5				
15852/27	27	0,7	4,0				
15852/28	28	0,7	4,0				
15852/30	30	0,8	4,5				
15852/32	32	0,8	4,5				
15852/35	35	0,9	5,0				
15852/37	37	0,9	5,0				



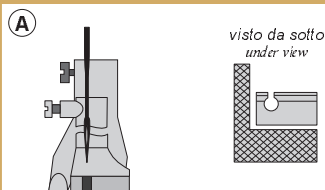
3

Bordatori (Binders)

15860 FR BORDATORE A TRE RISVOLTI SENZA LINGUETTA FRENANTE



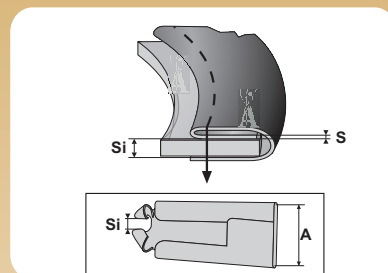
PIEDINI CONSIGLIATI - SUGGESTED FEET



Piedini per bordatori - Feet for binders

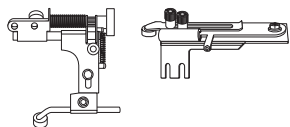
vedi da pag. 180 a pag.182 - see from pag. 180 to pag.182

SEMI-FOLD BINDER WITHOUT TAPE RACK TENSION

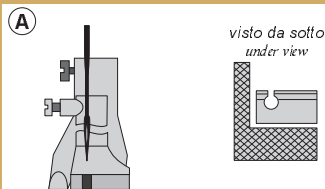


Codice	Entrata (A) (tape size) (mm)	Spessore (S) (thickness) (mm)	Sp. interno (Si) (inside thickness) (mm)
15860/14	13/14	0,7	2,0
15860/16	15/16	0,7	2,5
15860/18	17/18	0,7	3,0
15860/20	19/20	0,7	3,5
15860/22	21/22	0,7	4,0
15860/24	23/24	0,7	4,0
15860/26	25/26	0,9	4,5
15860/28	27/28	0,9	4,5
15860/30	29/30	1,0	5,0
15860/32	31/32	1,0	5,5
15860/34	33/34	1,2	6,0
15860/36	35/36	1,2	6,0
15860/38	37/38	1,2	7,0
15860/40	39/40	1,2	7,0

15862 FRL BORDATORE A TRE RISVOLTI CON LINGUETTA FRENANTE



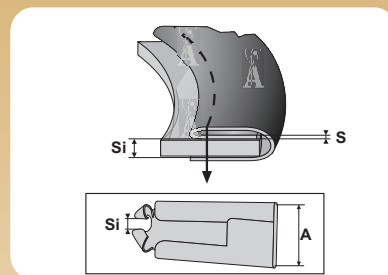
PIEDINI CONSIGLIATI - SUGGESTED FEET



Piedini per bordatori - Feet for binders

vedi da pag. 180 a pag.182 - see from pag. 180 to pag.182

SEMI-FOLD BINDER WITH TAPE RACK TENSION



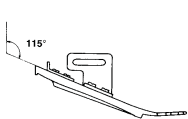
Codice	Entrata (A) (tape size) (mm)	Spessore (S) (thickness) (mm)	Sp. interno (Si) (inside thickness) (mm)
15862/14	13/14	0,7	2,0
15862/16	15/16	0,7	2,5
15862/18	17/18	0,7	3,0
15862/20	19/20	0,7	3,5
15862/22	21/22	0,7	4,0
15862/24	23/24	0,7	4,0
15862/26	25/26	0,9	4,5
15862/28	27/28	0,9	4,5
15862/30	29/30	1,0	5,0
15862/32	31/32	1,0	5,5
15862/34	33/34	1,2	6,0
15862/36	35/36	1,2	6,0
15862/38	37/38	1,2	7,0
15862/40	39/40	1,2	7,0




5

Bordatori (Binders)

F34001 BORDATORE AD ANGOLO A 3 RISVOLTI (115°)



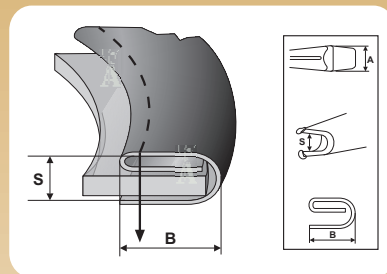
*Per macchine triplice trasporto
For walking foot machines*



Da utilizzare con trasformazioni per bordare. Vedi da pag. 180 a pag.182
Utilize with binding sets. See from pag. 180 to pag.182

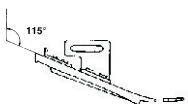


RIGHT ANGLE SEMI-FOLD BINDER (115°)




Codice	(A)	(S)	(B)	Codice	(A)	(S)	(B)
F34001/14x4	14	4	3	F34001/28x5	28	5	10
F34001/16x4	16	4	4	F34001/28x6	28	6	10
F34001/19x5	19	5	4,5	F34001/28x7	28	7	10
F34001/20x4	20	4	7	F34001/30x4	30	4	11
F34001/20x5	20	5	7	F34001/30x5	30	5	11
F34001/20x6	20	6	7	F34001/30x6	30	6	11
F34001/22x4	22	4	8	F34001/30x8	30	8	11
F34001/22x5	22	5	8	F34001/35x5	35	5	13
F34001/22x6	22	6	8	F34001/35x6	35	6	13
F34001/24x6	24	6	8	F34001/35x8	35	8	13
F34001/25x4	25	4	9				
F34001/25x5	25	5	9				
F34001/25x6	25	6	9				
F34001/27x5	27	5	9,5				
F34001/28x4	28	4	10				

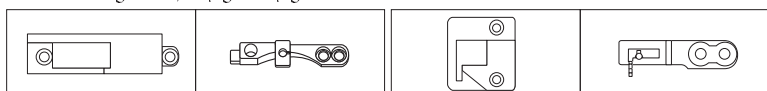
F34002 BORDATORE AD ANGOLO DOPPIA PIEGA (115°)



*Per macchine triplice trasporto
For walking foot machines*

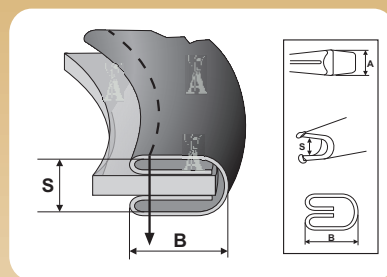


Da utilizzare con trasformazioni per bordare. Vedi da pag. 180 a pag.182
Utilize with binding sets. See from pag. 180 to pag.182



F34000A - staffa
- bracket

RIGHT ANGLE DOUBLE BINDER (115°)



Codice	(A)	(S)	(B)	Codice	(A)	(S)	(B)
F34002/20x4	20	4	5	F34002/32x6	32	6	10
F34002/20x5	20	5	4	F34002/35x5	35	5	11
F34002/22x4	22	4	6	F34002/35x6	35	6	10,5
F34002/22x5	22	5	5,5	F34002/35x7	35	7	10,5
F34002/22x6	22	6	5,5	F34002/40x5	40	5	12
F34002/25x4	25	4	7	F34002/40x7	40	7	11,5
F34002/25x5	25	5	6,5	F34002/40x8	40	8	11,5
F34002/25x6	25	6	6,5	F34002/45x5	40	8	12,5
F34002/28x4	28	4	8	F34002/45x6	40	8	12,5
F34002/28x5	28	5	7,5	F34002/45x7	40	8	12,5
F34002/28x6	28	6	7,5	F34002/45x8	40	8	12,5
F34002/30x4	30	4	9				
F34002/30x5	30	5	8,5				
F34002/30x6	30	6	8,5				
F34002/30x7	30	7	8				

S99 BORDATORE NORMALE CON GUIDA PER MACCHINE TRIPLICE TRASPORTO STANDARD BINDER WITH GUIDE FOR WALKING FOOT MACHINES



inclinato 75° - slanted 75°

tipo adler 105 - adler 105 style



altre tipi - other types
piega semplice sfalsato
single stagger binder



tre risvolti
semi fold binder



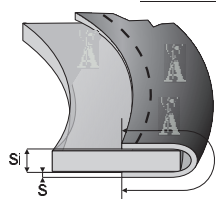
tre risvolti sfalsati
semi fold stagger binder



doppia piega
double binder



Misure bordatori - Binders sizes



Misura fettuccia A
Tape size..... A

Spessore bordatore..... Si
Binder thickness..... Si

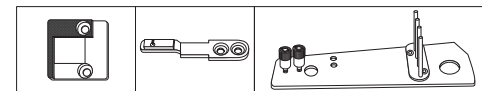
Spessori standard fettuccia..... S
(0,8-1,0-1,2-1,5-1,8-2,0)

Standard tape thickness..... S
(0,8-1,0-1,2-1,5-1,8-2,0)

Cod.	A	Si (mm)	S	Cod.	A	Si (mm)	S
14052	10	3,0;3,5	14067	25	da 5 a 8
14053	11	3,0;3,5	14068	26	da 6 a 8
14054	12	da 4 a 5,5	14069	27	da 6 a 8
14055	13	da 4 a 5,5	14070	28	da 6 a 8
14056	14	da 4 a 7	14071	29	da 6 a 8
14057	15	da 4 a 7	14072	30	da 6 a 8
14058	16	da 4 a 8	31	9,0
14059	17	da 4 a 8	14074	32	9
14060	18	da 4 a 8	14077	35	
14061	19	da 4 a 8	14078	36	
14062	20	da 4 a 8	3 risvolti - 3 fold			
14063	21	da 5 a 8	14080	da 14 a 32	
14064	22	da 5 a 8	4 risvolti - 4 fold			
14065	23	da 5 a 8	14082	da 14 a 32	
14066	24	da 5 a 8				

NOTA IMPORTANTE:

Comunicare in fase di ordine la classe di macchina su cui è previsto l'uso del bordatore in quanto, in alcuni casi, occorre fresare l'attacco.
When ordering, communicate the class of machine on which the binder is to be used since, in some cases, it is necessary to mill the attachment.





Da utilizzare con trasformazioni per bordare.
Vedi da pag. 180 a pag.182
Utilize with binding sets. See from pag. 180 to pag.182

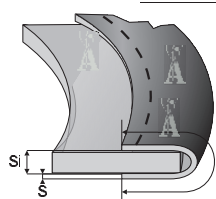
NOTA IMPORTANTE:

Le misure non in tabella sono da considerarsi speciali.
Con l'ordine è necessario inviare i campioni del lavoro da realizzare.
Measurements not listed are special.
With order is indispensable to send a sample of work to be made.

S99 BORDATORE NORMALE CON GUIDA PER MACCHINE TRIPLICE TRASPORTO STANDARD BINDER WITH GUIDE FOR WALKING FOOT MACHINES



Misure bordatori - Binders sizes



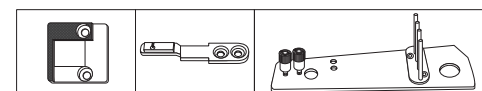
Misura fettuccia A
Tape size..... A

Spessore bordatore..... Si
Binder thickness..... Si

Spessori standard fettuccia..... S
(0,8-1,0-1,2-1,5-1,8-2,0)

Standard tape thickness..... S
(0,8-1,0-1,2-1,5-1,8-2,0)

Cod.	A	Si (mm)	S
normale con guida, taglio vivo standard with guide, raw cut			
14200/06	da	da 3,5 a 6
14200/10	10	da 6,5 a 10
14200/12	a	da 10,5 a 12
fresato con guida, taglio vivo milled with guide, raw cut			
14300/06	da	da 3,5 a 6
14300/10	10	da 6,5 a 10
14300/12	a	da 10,5 a 12
fresato con guida e linguetta, taglio vivo milled with guide and tongue, raw cut			
14310/06	da	da 3,5 a 6
14310/10	10	da 6,5 a 10
14310/12	a	da 10,5 a 12



Da utilizzare con trasformazioni per bordare.
Vedi da pag. 180 a pag.182
Utilize with binding sets. See from pag. 180 to pag.182


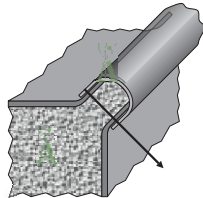
IL BORDATORE VIENE FORNITO SU RICHIESTA
Con l'ordinazione è necessario inviare il campione del lavoro che si intende realizzare.

MANUFACTURED ON REQUEST
With order is indispensable to send a sample of work to be made.

S99 BORDATORE GIGANTE PER MATERASSI

GIANT BINDER FOR MATTRESS

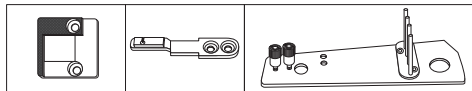
PIEGA SEMPLICE - SINGLE BINDER



NOTA IMPORTANTE:

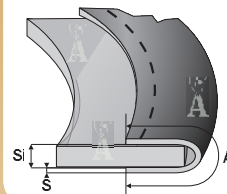
Comunicare in fase di ordine la classe di macchina su cui è previsto l'uso del bordatore in quanto, in alcuni casi, occorre fresare l'attacco.

When ordering, communicate the class of machine on which the binder is to be used since, in some cases, it is necessary to mill the attachment.



Da utilizzare con trasformazioni per bordare.
Vedi da pag. 180 a pag.182
Utilize with binding sets. See from pag. 180 to pag.182

Misure bordatori - Binders sizes



Misur a fettuccia - A
Tape size
Spessore bordatore - Si
Binder thickness
Spessore fettuccia - S
Tape thickness

CODICI

Per macchine a braccio
For free arm machines

14 181 - normali + guida

Per macchine piane
For flat bed machines

14 182 - fresati+ guida

Misure standard

Standard sizes

(A)	(Si)	(S)	(A)	(Si)	(S)
32/30	8,5	1,2	38/36	9	1,2
36/33	8,5	1,2	40/38	9	1,2

ALTRE MISURE VENGONO FORNITE SU RICHIESTA

Con l'ordine è necessario inviare il campione del lavoro che si intende realizzare e indicare il modello di macchina con cui deve essere cucito.

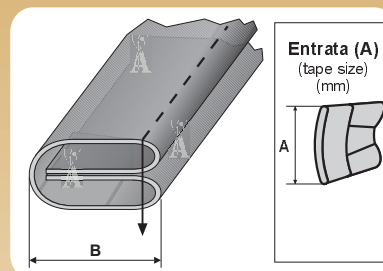
MoTHER SIZES ON REQUEST

With order is indispensable to send a sample of work to be made and let us know model of machine used for sewing it.

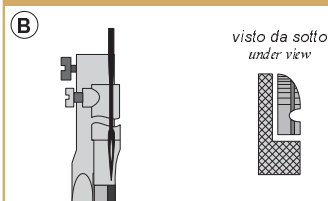
15880 D4

TRACOLLA DOPPIA A RIMBOCCHI PARI

FULL TURNS DOUBLE SHOULDER



PIEDINI CONSIGLIATI - SUGGESTED FEET





Mezzi piedini destri - Half right feet

Codice	Entrata (A) (tape size) (mm)	Lav. finito (B) (finished size) (mm)
15880/4	16	4
15880/6	20	6
15880/7	24	7
15880/8	28	8
15880/9	32	9
15880/10	36	10
15880/12	44	12
15880/14	54	14
15880/15	56	15
15880/18	68	18
15880/20	76	20
15880/25	96	25

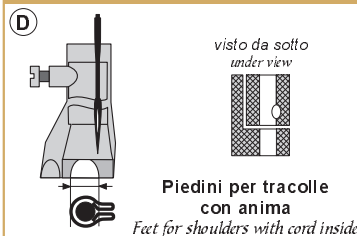
15876 PDA

TRACOLLA DOPPIA - PICCOLA, CON INSERIMENTO ANIMA

DOUBLE SHOULDER - SMALL SIZE WITH CORD INSIDE



PIEDINI CONSIGLIATI - SUGGESTED FEET



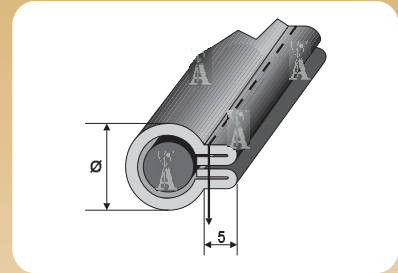
Piedini per tracolle con anima
Feet for shoulders with cord inside

Codice	Entrata (A) (tape size) (mm)	Lav. finito (B) (finished size) (mm)
15876/3,5	12	3,5
15876/4	14	4
15876/4,5	16	4,5
15876/5	18	5
15876/6	20	6
15876/7	22	7
15876/8	27	8
15876/9	30	9
15876/10	32	10
15876/11	35	11
15876/12	37	12
15876/13	40	13
15876/14	42	14
15876/15	45	15

15877 GDA/5

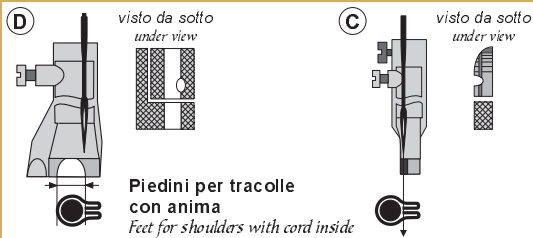
TRACOLLA DOPPIA - RIMBOCCO 5 MM,
CON INSERIMENTO ANIMA

*DOUBLE SHOULDER - TURN 5 MM
WITH CORD INSIDE*



Codice	Entrata (A) (tape size) (mm)	Diametro (Ø) (diameter) (mm)
15877/7	38	7
15877/7,5	40	7,5
15877/8	42	8
15877/9	44	9
15877/9,5	46	9,5
15877/10	48	10
15877/10,5	50	10,5
15877/11,5	52	11,5
15877/12	54	12
15877/12,5	56	12,5
15877/13	58	13
15877/14	60	14

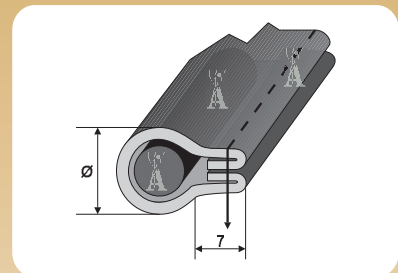
PIEDINI CONSIGLIATI - SUGGESTED FEET



15879 GDA/7

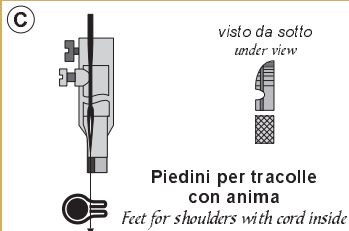
TRACOLLA DOPPIA - RIMBOCCO 7 MM,
CON INSERIMENTO ANIMA

*DOUBLE SHOULDER - TURN 7 MM
WITH CORD INSIDE*



Codice	Entrata (A) (tape size) (mm)	Diametro (Ø) (diameter) (mm)
15879/6	38	6
15879/6,5	40	6,5
15879/7	42	7
15879/7,5	44	7,5
15879/8	46	8
15879/8,5	48	8,5
15879/9	50	9
15879/9,5	52	9,5
15879/10	54	10
15879/10,5	56	10,5
15879/11	60	11
15879/12	64	12
15879/12,5	64	12,5
15879/14	68	14

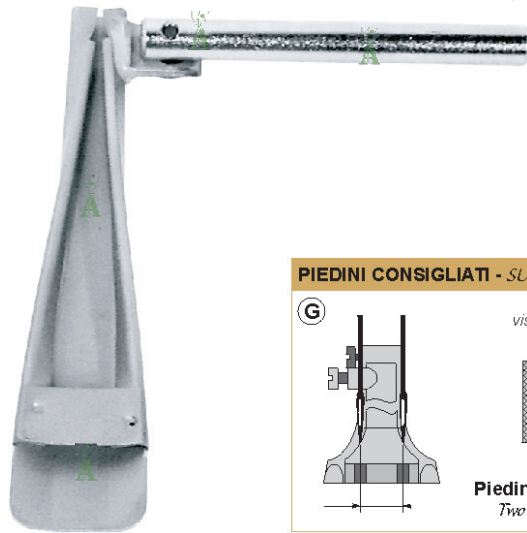
PIEDINI CONSIGLIATI - SUGGESTED FEET



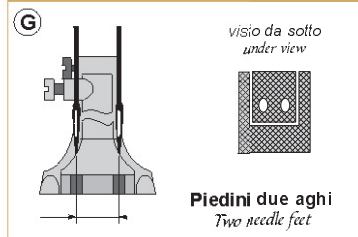
15890 RF

TRACOLLA PIEGA SUPERIORE

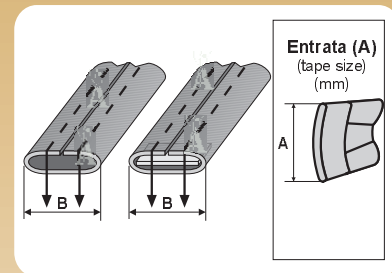
Per macchine piane a 2 aghi
For 2 needles flat bed machines



PIEDINI CONSIGLIATI - SUGGESTED FEET



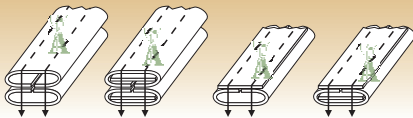
UPTURN SHOULDER



Codice	(A)	(B)	Codice	(A)	(B)
15890/3	6	3	15890/18	36	18
15890/3,5	7	3,5	15890/20	40	20
15890/4	8	4	15890/25	50	25
15890/4,5	9	4,5	15890/30	60	30
15890/5	10	5	15890/40	80	40
15890/6	12	6	15890/45	90	45
15890/7	14	7	15890/50	100	50
15890/8	16	8	15890/60	120	60
15890/9	18	9			
15890/10	20	10			
15890/11	22	11			
15890/12	24	12			
15890/13	26	13			
15890/14	28	14			
15890/15	30	15			

Assemblaggi - Assemblies

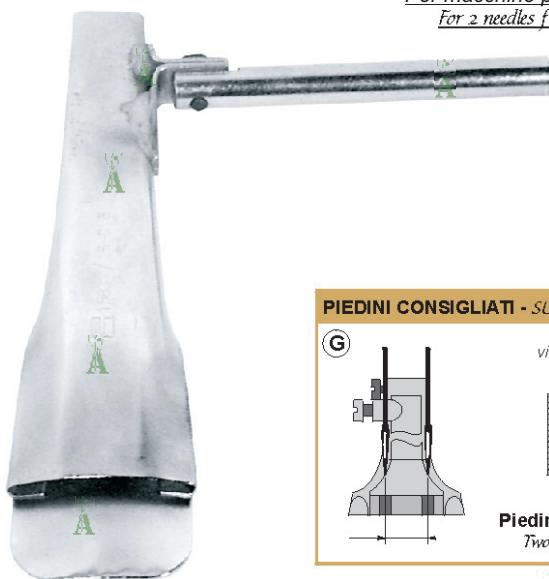
Nota: vedere pag. P29
Note: see on page P29



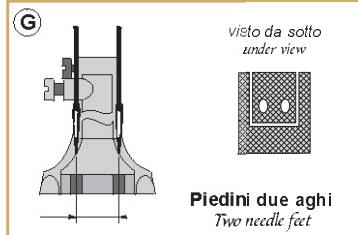
15891 RFS

TRACOLLA PIEGA INFERIORE

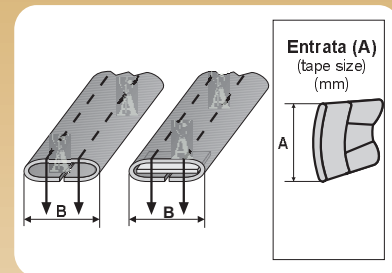
Per macchine piane a 2 aghi
For 2 needles flat bed machines



PIEDINI CONSIGLIATI - SUGGESTED FEET



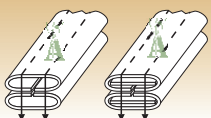
DOWNTURN SHOULDER



Codice	(A)	(B)	Codice	(A)	(B)
15891/5	10	5	15891/30	60	30
15891/6	12	6	15891/35	70	35
15891/7	14	7	15891/40	80	40
15891/8	16	8	15891/45	90	45
15891/9	18	9	15891/50	100	50
15891/10	20	10			
15891/11	22	11			
15891/12	24	12			
15891/13	26	13			
15891/14	28	14			
15891/15	30	15			
15891/18	36	18			
15891/20	40	20			
15891/22	44	22			
15891/25	50	25			

Assemblaggi - Assemblies

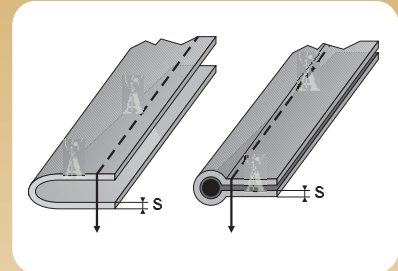
Nota: vedere pag. P29
Note: see on page P29



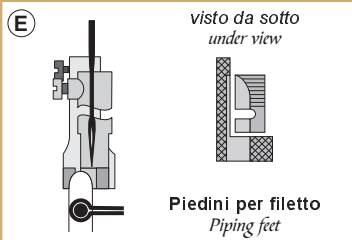
15884 FL

FILETTATORE

PIPING ATTACHMENTS



PIEDINI CONSIGLIATI - SUGGESTED FEET



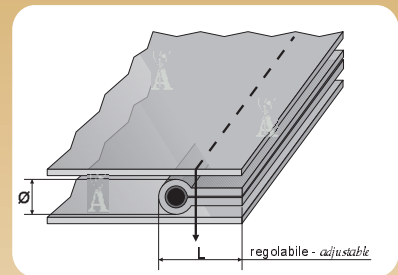

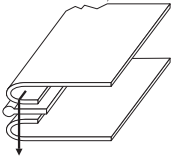
Codice	(A)	(S)	Codice	(A)	(S)
15884/8	8	1,2 (M)	15884/40	40	1,2 (M)
15884/10	10	1,2 (M)	15884/45	45	1,2 (M)
15884/12	12	1,2 (M)	15884/50	50	1,2 (M)
15884/14	14	1,2 (M)	15884/62	62	1,2 (M)
15884/16	16	1,2 (M)			
15884/18	18	1,2 (M)			
15884/20	20	1,2 (M)			
15884/22	22	1,2 (M)			
15884/24	24	1,2 (M)			
15884/25	25	1,2 (M)			
15884/26	26	1,2 (M)			
15884/28	28	1,2 (M)			
15884/30	30	1,2 (M)			
15884/32	32	1,2 (M)			
15884/35	35	1,2 (M)			

15886 FLF

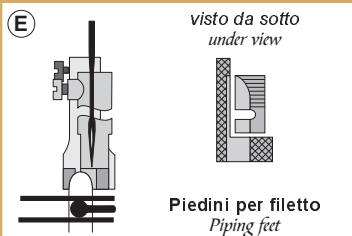
SPINOTTO REGISTRABILE PER MONTAGGIO FILETTO

ADJUSTABLE MOUNTING PIPING ATTACHMENT

Lavoro Finito (finished work)



PIEDINI CONSIGLIATI - SUGGESTED FEET



Codice	Diametro (Ø) (diameter) (mm)	Larghezza (L) (width) MAX (mm)
15886/3,0	3,0	18
15886/3,5	3,5	18
15886/4,0	4,0	18
15886/4,5	4,5	18
15886/5,0	5,0	18
15886/6,0	6,0	18
15886/7,0	7,0	18
15886/8,0	8,0	18

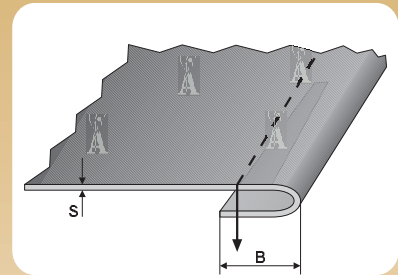

Ribattitori - Orlatori

(Lap seam folders - Hemmers)

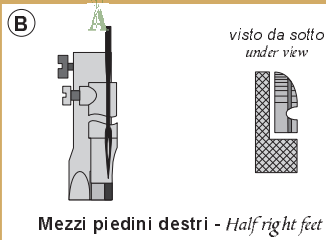
15894
15896-15898

RBT
RIBATTITORE PIEGA INFERIORE

DOWNTURN LAP SEAM FOLDER



PIEDINI CONSIGLIATI - SUGGESTED FEET

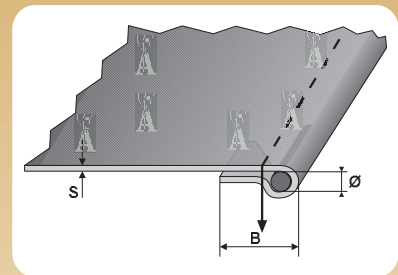


Mezzi piedini destri - Half right feet

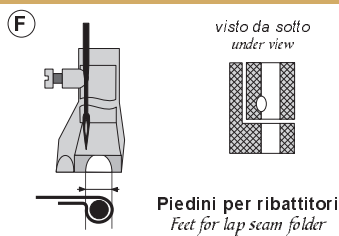
Codice	(B)	(S)	Codice	(B)	(S)
15894/5	5	1,2 (M)	15898/6	6	2,2 (H)
15894/6	6	1,2 (M)	15898/8	8	2,2 (H)
15894/8	8	1,2 (M)	15898/10	10	2,2 (H)
15894/10	10	1,2 (M)	15898/12	12	2,2 (H)
15894/12	12	1,2 (M)	15898/14	14	2,2 (H)
15894/14	14	1,2 (M)	15898/16	16	2,2 (H)
15894/16	16	1,2 (M)			
15894/25	25	1,2 (M)			
15896/8	8	1,7 (MH)			
15896/10	10	1,7 (MH)			
15896/12	12	1,7 (MH)			
15896/14	14	1,7 (MH)			
15896/16	16	1,7 (MH)			
15896/20	20	1,7 (MH)			

15900 **RBTA**
RIBATTITORE PIEGA INFERIORE
CON INSERIMENTO ANIMA

*DOWNTURN LAP SEAM FOLDER
WITH CORD INSERTION*



PIEDINI CONSIGLIATI - SUGGESTED FEET



Piedini per ribattitori
Feet for lap seam folder

Codice	Lav. finito (B) (finished size) (mm)	Spessore (S) (thickness) (mm)	Diametro (Ø) (diameter) (mm)
15900/6	6	1,2 (M)	3,5
15900/8	8	1,2 (M)	3,5
15900/10	10	1,2 (M)	3,5
15900/12	12	1,2 (M)	3,5
15900/16	16	1,2 (M)	3,5

Guide varie

(Various attachments)


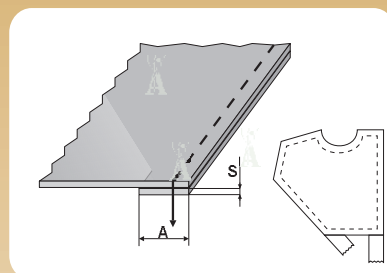
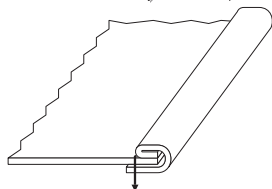
15925

GNI

GUIDA NASTRI - INFERIORE

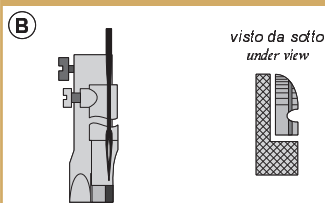
RIBBON GUIDE - LOWER

Lavoro Finito (finished work)



Codice	Entrata (A) (tape size) (mm)	Spessore (S) (thickness) (mm)
15925/12X1	da 0 a 12	1 (L)
15925/24X1	da 12 a 24	1 (L)
15925/36X1	da 24 a 36	1 (L)
15925/12X2	da 0 a 12	2 (M)
15925/24X2	da 12 a 24	2 (M)
15925/36X2	da 24 a 36	2 (M)
15925/12X3	da 0 a 12	3 (L)
15925/24X3	da 12 a 24	3 (L)
15925/36X3	da 24 a 36	3 (L)

PIEDINI CONSIGLIATI - SUGGESTED FEET




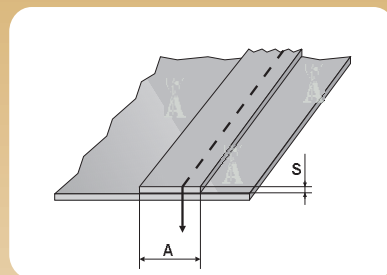
Mezzi piedini destri - Half right feet

15927

GNs

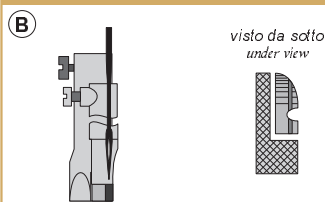
GUIDA NASTRI - SUPERIORE

RIBBON GUIDE - UPPER



Codice	Entrata (A) (tape size) (mm)	Spessore (S) (thickness) (mm)
15927/12X1	da 0 a 12	1 (L)
15927/24X1	da 12 a 24	1 (L)
15927/36X1	da 24 a 36	1 (L)
15927/12X2	da 0 a 12	2 (M)
15927/24X2	da 12 a 24	2 (M)
15927/36X2	da 24 a 36	2 (M)
15927/12X3	da 0 a 12	3 (L)
15927/24X3	da 12 a 24	3 (L)
15927/36X3	da 24 a 36	3 (L)


PIEDINI CONSIGLIATI - SUGGESTED FEET



Mezzi piedini destri - Half right feet


Porta apparecchi (Attachment holders)

KI. DÜRK. 67, 167, 267 - PFAFF 145, 245, 1245 - NECCHI 900, 902




cod. 15803

KI. DÜRKOPP 8967 - JUKI DSC-245




cod. 15805

KI. SEIKO LCW-8BL




cod. 15811

KI. DÜRKOPP 169



cod. 15813

KI. DÜRKOPP 669



cod. 15816

Porta apparecchi per piastre vibranti
Attachments holder for binder set plate




cod. 15815/1

- KI. DÜRKOPP 69
- NECCHI 840
- PFAFF 335

cod. 15815/2

- KI. DÜRKOPP 267, 269, 669, 767, 869
- JUKI LS1342
- PFAFF 1245, 1425


KI. DÜRK. 467, 767 - JUKI LU1508, LU1510



UNIVERSALE PER MACCHINE PIANE
UNIVERSAL FOR FLAT BED MACHINES


cod. 15804

KI. DÜRKOPP 69 - SEIKO LSC-8BV




cod. 15810

KI. NECCHI 840 - PFAFF 335




cod. 15812

KI. JUKI LS1342



cod. 15814

KI. DÜRKOPP 869



cod. 15817

Accessori per porta apparecchi
Accessories for attachments holders




cod. 15820/1



Ø14 cod. 15820/2



Ø8 cod. 15820/3



cod. 15825
Blocchetto Ø8, int. 11,5
Pin block Ø8, dist. 11,5



cod. 15825/2
Blocchetto Ø8, int. 17,5
Pin block Ø8, dist. 17,5



cod. 15820/4
Bottone ferma
apparecchi
Attachments nut




cod. 15820/5
Bottone (M5)
ferma guida
Guide nut (M5)



cod. 15820/6
Bottone (M6)
ferma perno
Pin nut (M6)

Guide ribaltabili (Overturning guides)

Guide ribaltabili standard - Standard overturning guides



cod. **6764/GB**
- guida, innesto tondo
- guide with round clutch

cod. **6764/NM**
- guida, innesto a forcella
- guide with fork clutch

cod. **SP/123L**
- guida lunga, innesto quadro
- long arm guide with square clutch

cod. **SP/124**
- guida standard
- standard guide


cod. **SP/126**
- guida regolabile
- adjustable guide

Guide ribaltabili micrometriche - Micrometric overturning guides

Kl. DK 69, 169, 267, 269, 467, 767, 768 etc
PFAFF 335, 1245 etc.,


Kl. JUKI DSC-245, DSC-1242,
LS-1342, etc.

Kl. DK 667, 669, 867, 869, etc,
PF 2235, 2335, 2435, 2545, etc.




braccio corto 53 mm
short arm 53 mm

cod. **SP/130**
- guida con perno 80 mm
- guide with pin 80 mm



braccio corto 53 mm
short arm 53 mm

cod. **SP/130-1342**
- guida con perno 80 mm
- guide with pin 80 mm



braccio lungo 85 mm
long arm 85 mm

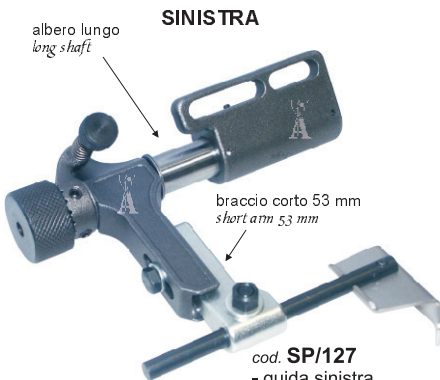
perno 120 mm
pin 120 mm

cod. **SP/130-669**
- guida con perno 120 mm
- guide with pin 120 mm

Kl. DK 69, 169, 267, 269, 467, 767, 768 etc
PFAFF 335, 1245 etc.,

Kl. DK 667, 669, 867, 869, etc,
PF 2235, 2335, 2435, 2545, etc.

Kl. DK 467, 767 etc.
PF 145, 245, 545, 1245 etc.,

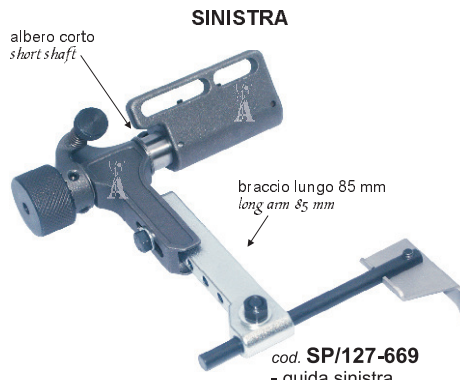


albero lungo
long shaft

SINISTRA

braccio corto 53 mm
short arm 53 mm

cod. **SP/127**
- guida sinistra
- left guide




albero corto
short shaft


SINISTRA

braccio lungo 85 mm
long arm 85 mm


cod. **SP/127-669**
- guida sinistra
- left guide



cod. **SP/132**
- guida micrometrica per tappezzeria
- micrometric guide for upholstery



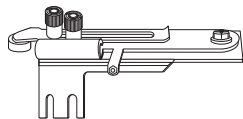
cod. **SP/129**
- guida micrometrica doppia
- double micrometric guide



cod. **SP/367D**
- guida micrometrica doppia
- double micrometric guide

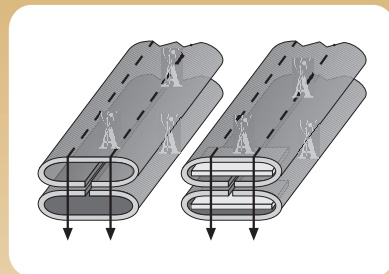
15890+15891 TRACOLLA PIEGA SUP. PIU' TRACOLLA PIEGA INFERIORE UPTURN SHOULDER AND DOWNTURN SHOULDER

Per macchine triplice trasporto a 2 aghi
For 2 needles walking foot machines



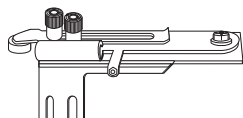

Gruppo formato da - *Set composed by:*

- 15890 (RF) - tracolla piega sup.
- 15891 (RFS) - tracolla piega inf.
- 15825 - blocchetto



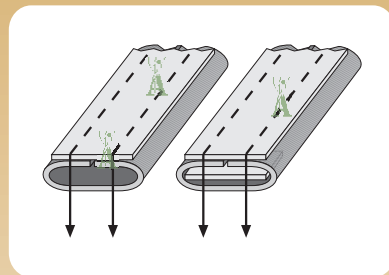
15890+15932 TRACOLLA PIEGA SUP. PIU' GUIDANASTRO REGOLABILE UPTURN SHOULDER AND ADJUSTABLE RIBBON GUIDE

Per macchine triplice trasporto a 2 aghi
For 2 needles walking foot machines



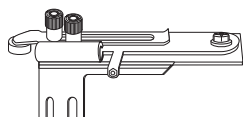
Gruppo formato da - *Set composed by:*

- 15890 (RF) - tracolla piega sup.
- 15932 (GNR) - guidanastro regolabile
- 15825 - blocchetto



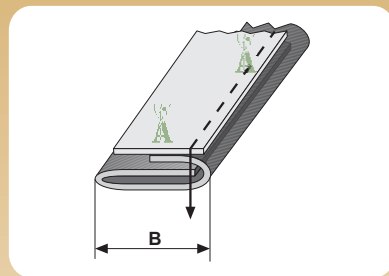
15871+15932 TRACOLLA TRE RIVOLTI PIU' GUIDANASTRO REGOLABILE SEMI FOLD SHOULDER AND ADJUSTABLE RIBBON GUIDE

Per macchine triplice trasporto a 1 aghi
For 1 needle walking foot machines



Gruppo formato da - *Set composed by:*

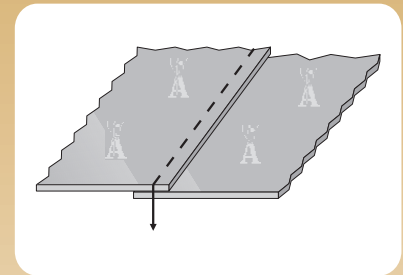
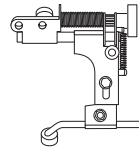

- 15871 (TRVS) - tracolla tre risvolti
- 15932 (GNR) - guidanastro regolabile
- 15825 - blocchetto



I nostri cataloghi sono sempre a vostra disposizione. Richiedeteceli o consultateli visitando il nostro sito www.brunoanichini.it

Our catalogues are always at your disposal. Kindly ask for them or examine them visiting our site. www.brunoanichini.it

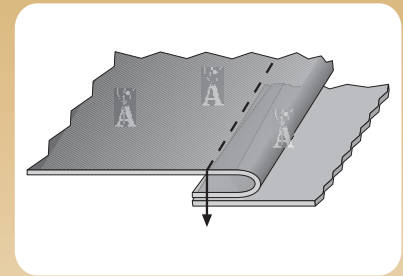
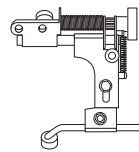

15935+15920 GUIDA APERTA A DESTRA PIU' GUIDA DRITTA UNIVERSALE RIGHT OPEN GUIDE AND UNIVERSAL STRAIGHT GUIDE



Gruppo formato da - *Set composed by:*

- 15935 (GAD) - guida aperta a destra
- 15920 (GDU) - guida dritta universale
- 6766 - blocchetto

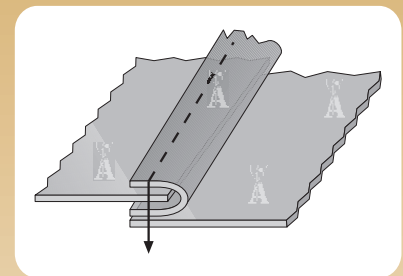
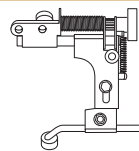

15935+15894 GUIDA APERTA A DESTRA PIU' RIBATTITORE PIEGA INFERIORE RIGHT OPEN GUIDE AND DOWNTURN LAP SEAM FOLDER



Gruppo formato da - *Set composed by:*

- 15935 (GAD) - guida aperta a destra
- 15894 (RBT) - ribattitore piega inf.
- 6766 - blocchetto

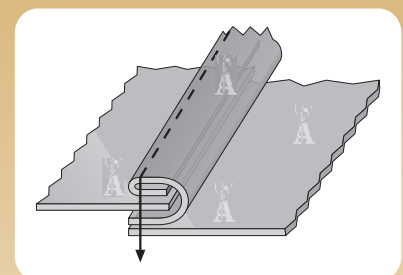
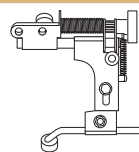

15935+15837 GUIDA APERTA A DESTRA PIU' BORDATORE TAGLIO VIVO RIGHT OPEN GUIDE AND SINGLE BINDER



Gruppo formato da - *Set composed by:*

- 15935 (GAD) - guida aperta a destra
- 15837 (TVBL) - bordatore taglio vivo
- 6766 - blocchetto

15935+15862 GUIDA APERTA A DESTRA PIU' BORDATORE TRE RISVOLTI RIGHT OPEN GUIDE AND SEMI FOLD BINDER




Gruppo formato da - *Set composed by:*

- 15935 (GAD) - guida aperta a destra
- 15862 (FRL) - bordatore tre risvolti
- 6766 - blocchetto

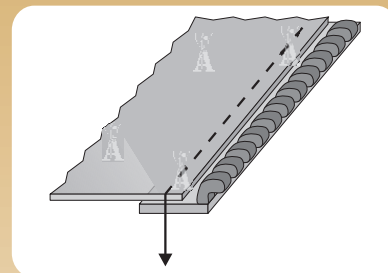
15940+15920 GUIDA LAMPO APERTA PIU' GUIDA DRITTA UNIVERSALE

GUIDE FOR OPEN ZIP AND UNIVERSAL STRAIGHT GUIDE




Gruppo formato da - Set composed by:

15940 (GL/M) - guida lampo aperta
15920 (GDU) - guida dritta universale



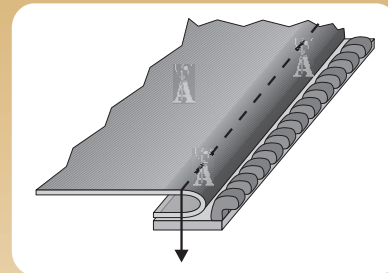
15940+15894 GUIDA LAMPO APERTA PIU' RIBATTITORE PIEGA INFERIORE

GUIDE FOR OPEN ZIP AND DOWNTURN LAP SEAM FOLDER




Gruppo formato da - Set composed by:

15940 (GL/M) - guida lampo aperta
15894 (RBT) - ribattitore piega inf.



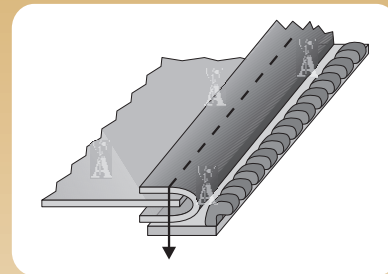
15940+15837 GUIDA LAMPO APERTA PIU' BORDATORE TAGLIO VIVO

GUIDE FOR OPEN ZIP AND SINGLE BINDER




Gruppo formato da - Set composed by:

15940 (GL/M) - guida lampo aperta
15837 (TVBL) - bordatore taglio vivo



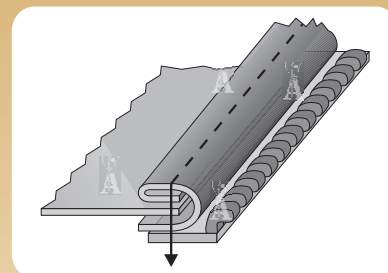
15940+15862 GUIDA LAMPO APERTA PIU' BORDATORE TRE RISVOLTI

GUIDE FOR OPEN ZIP AND SEMI FOLD BINDER

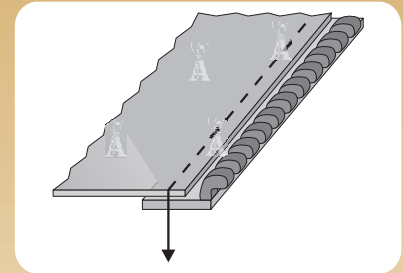
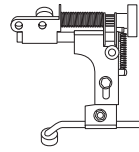



Gruppo formato da - Set composed by:

15940 (GL/M) - guida lampo aperta
15862 (FRL) - bordatore tre risvolti



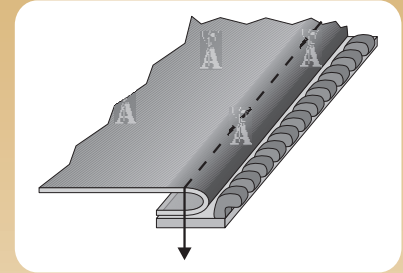
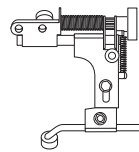

15966+15920 GUIDA LAMPO APERTA PIU' GUIDA DRITTA UNIVERSALE GUIDE FOR OPEN ZIP AND UNIVERSAL STRAIGHT GUIDE



Gruppo formato da - Set composed by:

- 15966 (GL/MS) - guida lampo aperta
- 15920 (GDU) - guida dritta universale
- 6766 - blocchetto

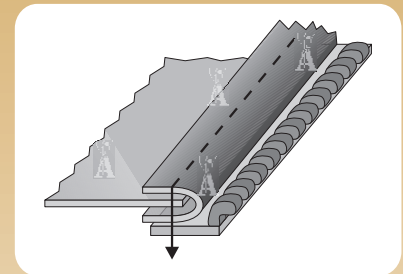
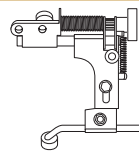

15966+15894 GUIDA LAMPO APERTA PIU' RIBATTITORE PIEGA INFERIORE GUIDE FOR OPEN ZIP AND DOWNTURN LAP SEAM FOLDER



Gruppo formato da - Set composed by:

- 15966 (GL/MS) - guida lampo aperta
- 15894 (RBT) - ribattitore piega inf.
- 6766 - blocchetto

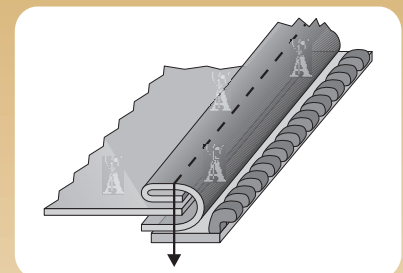
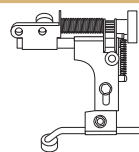

15966+15837 GUIDA LAMPO APERTA PIU' BORDATORE TAGLIO VIVO GUIDE FOR OPEN ZIP AND SINGLE BINDER



Gruppo formato da - Set composed by:

- 15966 (GL/MS) - guida lampo aperta
- 15837 (TVBL) - bordatore taglio vivo
- 6766 - blocchetto

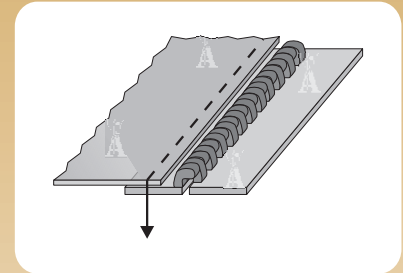
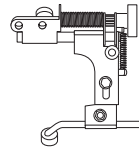

15966+15862 GUIDA LAMPO APERTA PIU' BORDATORE TRE RISVOLTI GUIDE FOR OPEN ZIP AND SEMI FOLD BINDER



Gruppo formato da - Set composed by:

- 15966 (GL/MS) - guida lampo aperta
- 15862 (FRL) - bordatore tre risvolti
- 6766 - blocchetto

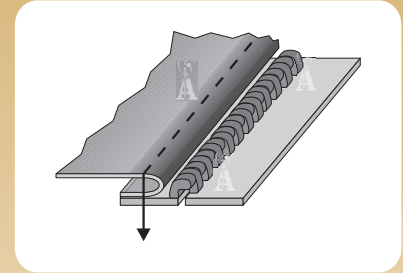
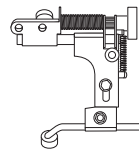

15962+15920 GUIDA LAMPO INTERA PIU' GUIDA DRITTA UNIVERSALE GUIDE FOR CONTINUOUS ZIP AND UNIVERSAL STRAIGHT GUIDE



Gruppo formato da - Set composed by:

- 15962 (GL/IS) - guida lampo intera
- 15920 (GDU) - guida dritta universale
- 6766 - blocchetto

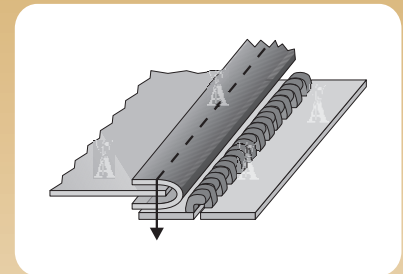
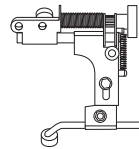

15962+15894 GUIDA LAMPO INTERA PIU' RIBATTITORE PIEGA INFERIORE GUIDE FOR CONTINUOUS ZIP AND DOWN TURNING LEAF SOLDER FOLDER



Gruppo formato da - Set composed by:

- 15962 (GL/IS) - guida lampo intera
- 15894 (RBT) - ribattitore piega inf.
- 6766 - blocchetto

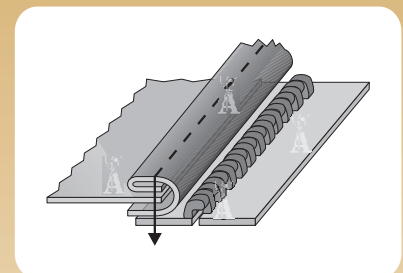
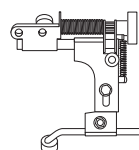

15962+15837 GUIDA LAMPO INTERA PIU' BORDATORE TAGLIO VIVO GUIDE FOR CONTINUOUS ZIP AND SINGLE BINDER



Gruppo formato da - Set composed by:

- 15962 (GL/IS) - guida lampo intera
- 15837 (TVBL) - bordatore taglio vivo
- 6766 - blocchetto

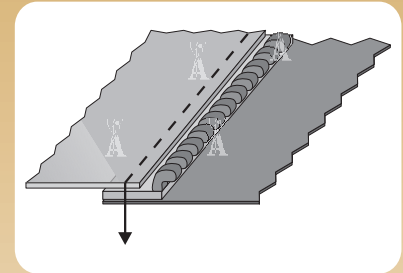
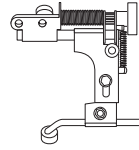

15962+15862 GUIDA LAMPO INTERA PIU' BORDATORE TRE RISVOLTI GUIDE FOR CONTINUOUS ZIP AND SEMI FOLD BINDER



Gruppo formato da - Set composed by:

- 15962 (GL/IS) - guida lampo intera
- 15862 (FRL) - bordatore tre risvolti
- 6766 - blocchetto

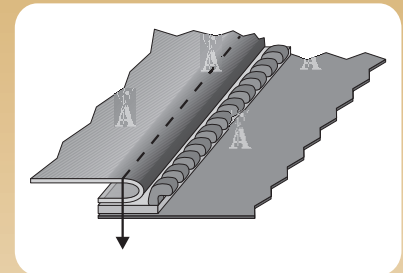
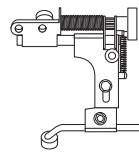

15963+15920 GUIDA LAMPO APERTA CON INSERIMENTO FODERA PIU' GUIDA DRITTA UNIVERSALE GUIDE FOR OPEN ZIP WITH LINING INSERCTION AND UNIVERSAL STRAIGHT GUIDE



Gruppo formato da - Set composed by:

- 15963 (GL/MSFD) - guida lampo aperta
- 15920 (GDU) - guida dritta universale
- 6766 - blocchetto

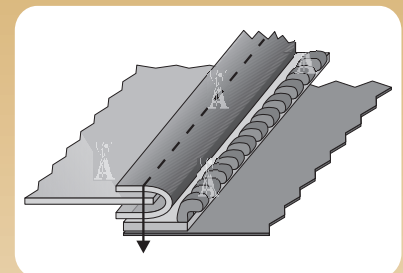
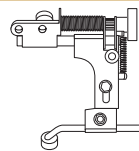

15963+15894 GUIDA LAMPO APERTA CON INSERIMENTO FODERA PIU' RIBATTITORE PIEGA INFERIORE GUIDE FOR OPEN ZIP WITH LINING INSERCTION AND DOWNTURN LAP SEAM FOLDER



Gruppo formato da - Set composed by:

- 15963 (GL/MSFD) - guida lampo aperta
- 15894 (RBT) - ribattitore piega inf.
- 6766 - blocchetto

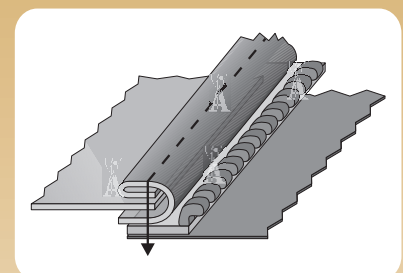
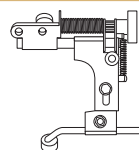

15963+15837 GUIDA LAMPO APERTA CON INSERIMENTO FODERA PIU' BORDATORE TAGLIO VIVO GUIDE FOR OPEN ZIP WITH LINING INSERCTION AND SINGLE BINDER



Gruppo formato da - Set composed by:

- 15963 (GL/MSFD) - guida lampo aperta
- 15837 (TVBL) - bordatore taglio vivo
- 6766 - blocchetto

15963+15862 GUIDA LAMPO APERTA CON INSERIMENTO FODERA PIU' BORDATORE TRE RISVOLTI GUIDE FOR OPEN ZIP WITH LINING INSERCTION AND SEMI FOLD BINDER

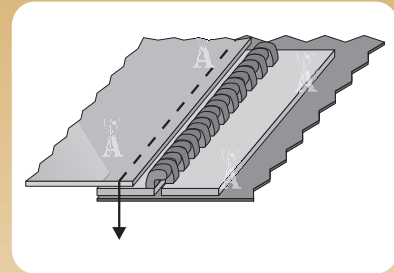
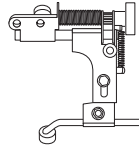



Gruppo formato da - Set composed by:

- 15963 (GL/MSFD) - guida lampo aperta
- 15862 (FRL) - bordatore tre risvolti
- 6766 - blocchetto

15965+15920 GUIDA LAMPO INTERA CON INSERIMENTO FODERA PIU' GUIDA DRITTA UNIVERSALE

GUIDE FOR CONTINUOUS ZIP WITH LINING INSERTION AND UNIVERSAL STRAIGHT GUIDE

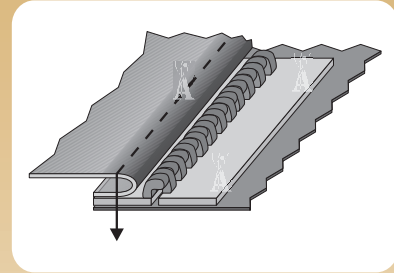
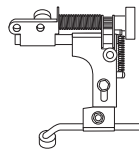



Gruppo formato da - Set composed by:

- 15965 (GL/SFD) - guida lampo intera
- 15920 (GDU) - guida dritta universale
- 6766 - blocchetto

15965+15894 GUIDA LAMPO INTERA CON INSERIMENTO FODERA PIU' RIBATTITORE PIEGA INFERIORE

GUIDE FOR CONTINUOUS ZIP WITH LINING INSERTION AND DOWNTURN LAP SEAM FOLDER

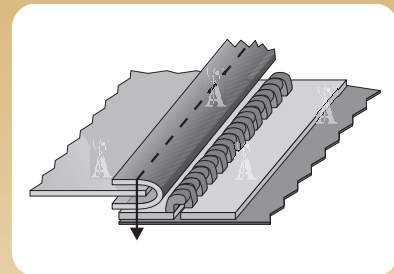
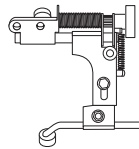



Gruppo formato da - Set composed by:

- 15965 (GL/SFD) - guida lampo intera
- 15894 (RBT) - ribattitore piega inf.
- 6766 - blocchetto

15965+15837 GUIDA LAMPO INTERA CON INSERIMENTO FODERA PIU' BORDATORE TAGLIO VIVO

GUIDE FOR CONTINUOUS ZIP WITH LINING INSERTION AND SINGLE BINDER

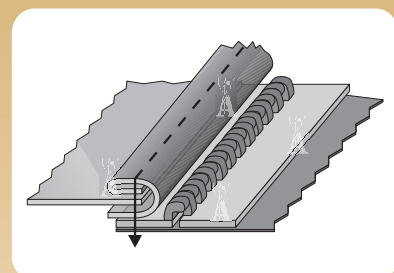
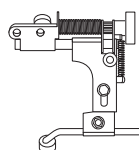



Gruppo formato da - Set composed by:

- 15965 (GL/SFD) - guida lampo intera
- 15837 (TVBL) - bordatore taglio vivo
- 6766 - blocchetto

15965+15862 GUIDA LAMPO INTERA CON INSERIMENTO FODERA PIU' BORDATORE TRE RISVOLTI

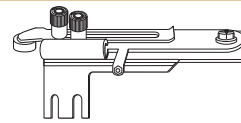

GUIDE FOR CONTINUOUS ZIP WITH LINING INSERTION AND SEMI FOLD BINDER



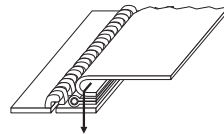
Gruppo formato da - Set composed by:

- 15965 (GL/SFD) - guida lampo intera
- 15862 (FRL) - bordatore tre risvolti
- 6766 - blocchetto

15960+15886 GUIDA LAMPO INTERA PIU' GUIDA PER MONTAGGIO FILETTO GUIDE FOR CONTINUOUS ZIP AND MOUNTING PIPING ATTACHMENT

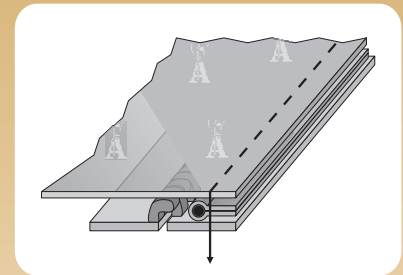


Lavoro Finito (finished work)

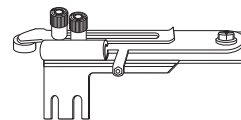



Gruppo formato da - Set composed by:

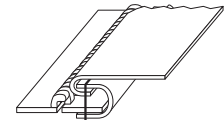
- 15960 (GL/ID) - guida lampo intera
- 15886 (FLF) - spinotto mont. filetto



15960+15837 GUIDA LAMPO INTERA PIU' BORDATORE TAGLIO VIVO GUIDE FOR CONTINUOUS ZIP AND SINGLE BINDER

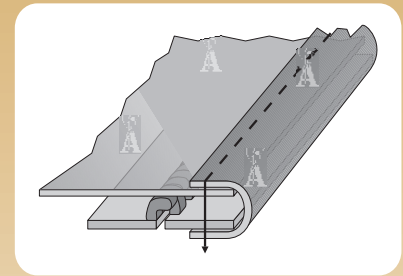


Lavoro Finito (finished work)

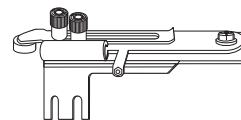



Gruppo formato da - Set composed by:

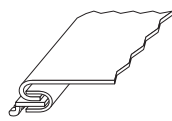
- 15960 (GL/ID) - guida lampo intera
- 15837 (TVBL) - bordatore taglio vivo



15950+15837 GUIDA LAMPO ROVESCIA PIU' BORDATORE TAGLIO VIVO GUIDE FOR CONTINUOUS ZIP AND SINGLE BINDER

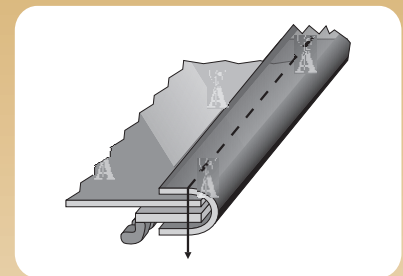


Lavoro Finito (finished work)

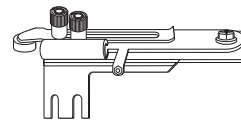



Gruppo formato da - Set composed by:

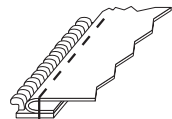
- 15950 (GL/MR) - guida lampo rovescia
- 15837 (TVBL) - bordatore taglio vivo



15952+15920 GUIDA LAMPO APERTA PIU' GUIDA DRITTA UNIVERSALE GUIDE FOR CONTINUOUS OPEN ZIP AND UNIVERSAL STRAIGHT GUIDE



Lavoro Finito (finished work)



Gruppo formato da - Set composed by:

- 15952 (GL/MD) - guida lamp
- 15920 (GDU) - guida dritta universale

